



PEUGEOT
Boxer

**PRICES, EQUIPMENT AND
TECHNICAL SPECIFICATIONS**

April 2017

Model Year 2014



Peugeot Motor Company PLC Registered Office: Pinley House, 2 Sunbeam Way, Coventry, CV3 1ND. Registered in England No. 148545
Tel.: +44 (0)2476 884000 Fax: +44 (0)2476 884001
Peugeot Motor Company PLC is authorised and regulated by the Financial Services Authority


1. CHOOSE YOUR BODY STYLE

Choose between 2 body styles:

Boxer Panel Van



Boxer Window Van



2.1. CHOOSE YOUR LEVEL - PANEL VAN

PROFESSIONAL		
KEY STATS		KEY FEATURES (STANDARD PANEL VAN+)
Payload 1155 - 1575kg	STANDARD PANEL VAN +	Heating & Ventilation - Manual air conditioning for cab area, including glovebox
Loadspace 8 - 15m ³		Safety & Security - Alarm - Cruise Control - Rear parking aid
		Technology & Entertainment - Touchscreen with integrated Navigation - DAB Digital Radio/CD player - Bluetooth® with USB socket

STANDARD PANEL VAN		
KEY STATS		KEY FEATURES
Payload 1115 - 1900kg		Safety & Security - Full steel bulkhead - ESP - Deadlocks
Loadspace 8 - 17m ³		Technology & Entertainment - FM, DAB Digital Radio - Bluetooth® with USB input
		Exterior lighting & visibility - Electric, heated door mirrors

2.1. CHOOSE YOUR LEVEL - WINDOW VAN

STANDARD WINDOW VAN	
KEY STATS	KEY FEATURES
Payload 1375 - 1900kg	Safety & Security <ul style="list-style-type: none">- Driver ladder frame protection- ESP- Deadlocks
Loadspace 8 - 15m ³	Technology & Entertainment <ul style="list-style-type: none">- FM, DAB Digital Radio- Bluetooth® with USB socket
	Exterior lighting & visibility <ul style="list-style-type: none">- Electric, heated door mirrors

3. CHOOSE YOUR VERSION

April 2017

Manufacturer's recommended retail prices Peugeot Boxer price list

LENGTH (mm)	HEIGHT (mm)	MODEL	BHP	VERSION TITRE CODE	PAY- LOAD (kg)	LOAD- SPACE (m ³)	GROSS VEHICLE WEIGHT (kg)	BASIC MRRP (£)	VAT (£)	TOTAL (£)	OTR COST (£)	ON THE ROAD MRRP (£)
----------------	----------------	-------	-----	-----------------------	----------------------	-------------------------------------	------------------------------------	----------------------	------------	-----------	-----------------	-------------------------------

PANEL VAN

STANDARD PANEL VAN	L1	H1	330	110	2PU91DHKW670A0C0	1155	8	3000	21,510.00	4,302.00	25,812.00	975.00	26,787.00
	L1	H1	330	130	2PU91DHKW670A0C0	1140	8	3000	22,310.00	4,462.00	26,772.00	975.00	27,747.00
	L2	H1	330	110	2PU93DHWK670A0C0	1115	10	3000	22,310.00	4,462.00	26,772.00	975.00	27,747.00
	L1	H1	333	110	2PU91EHKW670A0C0	1455	8	3300	23,310.00	4,662.00	27,972.00	975.00	28,947.00
	L1	H1	333	130	2PU91EHKW670A0C0	1440	8	3300	24,110.00	4,822.00	28,932.00	975.00	29,907.00
	L2	H1	333	130	2PU93EHKW670A0C0	1400	10	3300	24,910.00	4,982.00	29,892.00	975.00	30,867.00
	L2	H2	333	110	2PU93JHWK670A0C0	1390	11.5	3300	24,910.00	4,982.00	29,892.00	975.00	30,867.00
	L2	H2	333	130	2PU93JHWK670A0C0	1375	11.5	3300	25,710.00	5,142.00	30,852.00	975.00	31,827.00
	L3	H2	333	110	2PU95JHWK670A0C0	1340	13	3300	25,710.00	5,142.00	30,852.00	975.00	31,827.00
	L3	H2	333	130	2PU95JHWK670A0C0	1325	13	3300	26,510.00	5,302.00	31,812.00	975.00	32,787.00
	L2	H2	335	130	2PU93KHWK670A0C0	1575	11.5	3500	26,510.00	5,302.00	31,812.00	975.00	32,787.00
	L3	H2	335	130	2PU93KHWK670A0C0	1525	13	3500	27,310.00	5,462.00	32,772.00	975.00	33,747.00
	L3	H2	435	130	2PU95LHWK670A0C0	1485	13	3500	27,610.00	5,522.00	33,132.00	975.00	34,107.00
	L3	H2	435	160	2PU95LHWK670A0C0	1435	13	3500	28,520.00	5,704.00	34,224.00	975.00	35,199.00
L4	H2	435	130	2PU97LHWK670A0C0	1440	15	3500	28,410.00	5,682.00	34,092.00	975.00	35,067.00	
L4	H3	435	130	2PU97OHKW670A0C0	1410	17	3500	29,210.00	5,842.00	35,052.00	975.00	36,027.00	
L4	H2	440 ¹	130	2PU97MHKW670A0C0	1900	15	4005	29,060.00	5,812.00	34,872.00	900.00	35,772.00	
L4	H3	440 ¹	160 Stop/Start	2PU97PHKW670A0C0	1870	17	4005	30,970.00	6,194.00	37,164.00	900.00	38,064.00	

PROFESSIONAL	L1	H1	330	110	2PU91DLKW670A0C0	1155	8	3000	22,510.00	4,502.00	27,012.00	975.00	27,987.00
	L1	H1	333	110	2PU91ELKW670A0C0	1455	8	3300	24,310.00	4,862.00	29,172.00	975.00	30,147.00
	L2	H2	333	110	2PU93JLKW670A0C0	1390	11.5	3300	25,910.00	5,182.00	31,092.00	975.00	32,067.00
	L2	H2	335	130	2PU93KLKW670A0C0	1575	11.5	3500	27,510.00	5,502.00	33,012.00	975.00	33,987.00
	L3	H2	335	130	2PU95KLKW670A0C0	1525	13	3500	28,310.00	5,662.00	33,972.00	975.00	34,947.00
	L3	H2	335	130 Stop/Start	2PU95KLKW670A0C0	1525	13	3500	28,510.00	5,702.00	34,212.00	975.00	35,187.00
	L3	H2	435	130	2PU95LLKW670A0C0	1485	13	3500	28,610.00	5,722.00	34,332.00	975.00	35,307.00
	L3	H2	435	160	2PU95LLKW670A0C0	1435	13	3500	29,520.00	5,904.00	35,424.00	975.00	36,399.00
L4	H2	435	130	2PU97LLKW670A0C0	1440	15	3500	29,410.00	5,882.00	35,292.00	975.00	36,267.00	

WINDOW VAN

L1	H1	333	110	2PU91SHKW670A0C0	1455	8	3300	23,610.00	4,722.00	28,332.00	975.00	29,307.00
L2	H2	333	110	2PU93VHWK670A0C0	1390	11.5	3300	25,210.00	5,042.00	30,252.00	975.00	31,227.00
L2	H2	333	130	2PU93VHWK670A0C0	1375	11.5	3300	26,010.00	5,202.00	31,212.00	975.00	32,187.00
L3	H2	335	130	2PU95VHWK670A0C0	1525	13	3500	27,610.00	5,522.00	33,132.00	975.00	34,107.00
L4	H2	440 ¹	130	2PU97YHWK670A0C0	1900	15	4005	29,460.00	5,892.00	35,352.00	900.00	36,252.00

¹ Due to European legislation, vehicles with a GVW of over 4000kg include a tachograph and speed limiter 56mph/90kph as standard. Please note that restrictions on driving vehicles with a GVW of over 3500kg were introduced on driving licenses obtained after 1st January 1997. See www.dvla.gov.uk for more information.

4. CHOOSE YOUR EQUIPMENT

Equipment Description	STANDARD	PROFESSIONAL	WINDOW VAN
	PANEL VAN	PANEL VAN	
TECHNOLOGY & ENTERTAINMENT			
FM, DAB Digital Radio including Bluetooth and USB socket	●	-	●
Touchscreen, integrated navigation, FM DAB digital radio/CD including Bluetooth® and USB input	-	●	-
Roof mounted aerial	●	●	●
Four speakers (2 speakers & 2 tweeters)	●	●	●
COMFORT AND CONVENIENCE			
Variable assisted power steering	●	●	●
Gear shift indicator	●	●	●
Electrically adjustable and heated door mirrors	●	●	●
Rear Parking Aid - audible	○	●	○
Electric front windows	●	●	●
Reach adjustable steering column	●	●	●
Central dash folding clipboard (deleted with passenger airbag)	●	●	●
Four speed heater blower, four face level vents and two side window demisters	●	●	●
Manual air-conditioning for cab area, including glovebox	○	●	○
SAFETY & SECURITY			
ABS	●	●	●
ESP (including traction control)	●	●	●
Alarm	○	●	○
EBFD (Electronic Brake Force Distribution)	●	●	●
Oil level indicator	●	●	●
Cruise Control with driver adjustable speed limiter	○	●	○
Fixed speed limiter - non factory option, Dealer activation required	○	○	○
Tachograph and speed Limiter 56mph / 90 km/h (440 models only)	●	-	●
Due to European legislation, vehicles with a GVW of over 3500kg include a tachograph and speed limiter 56mph/90kph as standard	(440 versions only)		(440 versions only)
Driver Airbag	●	●	●
Spare wheel	●	●	●
Ladder frame bulkhead	-	-	●
Full steel bulkhead	●	●	-
Three x3 point inertia reel, height adjustable seatbelts (Two with single passenger seat)	●	●	●
Thatcham rolling transponder immobiliser	●	●	●
Deadlocks	●	●	●
3-button flip remote control central locking x1	●	●	●
Lockable fuel filler cap	●	●	●
Visible Vehicle Identification Number (at base of windscreen)	●	●	●
EXTERIOR LIGHTING & VISIBILITY			
Halogen headlights with clear polycarbonate lenses	●	●	●
Rear fog lights and twin reversing lights	●	●	●
Remote headlight adjustment from fascia	●	●	●
Filtering tinted glass	●	●	●
Two speed and intermittent front wipers	●	●	●
High level third brake light	●	●	●
DOOR & WINDOW OPTIONS			
Solid twin 180° rear doors	●	●	-
Solid nearside sliding side door	●	●	-
Solid offside sliding side door	○	○	-
Glazed rear doors with heated windows	○	○	●
Glazing to nearside sliding side door	○	○	●
Glazing to offside sliding side door	○	○	○
INSTRUMENTS			
Speedometer with digital odometer and digital trip recorder	●	●	●
Rev counter, water temperature gauge, fuel gauge and trip computer	●	●	●
Side light, headlamp, indicator and battery charge warning	●	●	●
Digital clock	●	●	●
Lights on alarm	●	●	●
Door open warning for cab doors	●	●	●
INTERIOR FEATURES			
Two glove boxes (central glove box lockable)	●	●	●
Large driver & passenger door pockets	●	●	●
Open storage on passenger side lower dash	●	●	●
Cabin overhead storage	○	○	○
12v socket in cabin	●	●	●
12v socket in cargo area (not available with second side sliding door)	○	○	○
Interior light front cabin	●	●	●
Eight tie-down hooks in the load area (ten on L3 & L4)	●	●	●
Load area light (two on H2 & H3)	●	●	●
SEATING			
Driver's seat with lumbar adjustment, height, longitudinal adjustment	●	●	●
Driver's seat armrest	●	●	●
Dual cab passenger seat	●	●	●
Single passenger seat with armrest, height and lumbar adjustment, in lieu of dual seat - no cost	○	○	○
Front door armrests	●	●	●
Non slip hardwearing front cabin floor covering	●	●	●

● Standard. ○ Option at Extra Cost

5. CHOOSE YOUR OPTIONS

Key: ● = standard, ○ = option at cost

		STANDARD	PROFESSIONAL	WINDOW VAN	BASIC	VAT £	TOTAL
		PANEL VAN	PANEL VAN		MRRP	20%	MRRP
HEATING & VENTILATION							
Manual air conditioning for cab area, including glovebox	RE01	○	●	○	£700.00	£140.00	£840.00
Auto air conditioning	RE07	○	-	○	£1,335.00	£267.00	£1,602.00
Auto air conditioning	RE07	-	○	-	£635.00	£127.00	£762.00
Programmable Webasto heater	XY01	○	○	○	£650.00	£130.00	£780.00
COMFORT & CONVENIENCE							
Rear parking aid (audible)	UB01	○	●	○	£200.00	£40.00	£240.00
Rear parking camera (not audible)	UB09	-	○	-	£200.00	£40.00	£240.00
Leather steering wheel and gear lever	VH04	○	○	○	£40.00	£8.00	£48.00
Grip Control	UF04	○	○	○	£550.00	£110.00	£660.00
Cabin overhead storage	JO01	○	○	○	£50.00	£10.00	£60.00
SAFETY & SECURITY							
Perimeter and anti-lift alarm	WC05	○	●	○	£200.00	£40.00	£240.00
Passenger airbag	NN01	○	○	○	£180.00	£36.00	£216.00
Side and curtain airbags (Single passenger seat becomes standard when ordered)	NF04	○	○	○	£375.00	£75.00	£450.00
Digital Tachograph - Standard on 440 versions	HC07	○	○	○	£450.00	£90.00	£540.00
Cruise Control / Speed Limiter (driver adjustable, n/a on 440 models)	RG03	○	●	○	£135.00	£27.00	£162.00
Speed Limiter 62mph / 100 km/h Factory option	RG06	○	○	○	£70.00	£14.00	£84.00
Cruise Control (Only available on 440 models)	RG18	○	-	○	£170.00	£34.00	£204.00
Tyre pressure monitoring system	UE01	○	○	○	£90.00	£18.00	£108.00
Lane departure warning system (Standard on 440 versions)	LI01	○	○	○	£300.00	£60.00	£360.00
TYRES & SUSPENSION							
Wheel trims - 15" (330, 333 & 335 versions)	SU01	○	○	○	£30.00	£6.00	£36.00
Wheel trims - 16" (435 & 440 versions)	SU01	○	○	○	£30.00	£6.00	£36.00
Alloy wheels - 15" (330, 333 & 335 versions)	DZ85	○	○	○	£385.00	£77.00	£462.00
Alloy wheels - 16" (435 & 440 versions)	DZ86	○	○	○	£385.00	£77.00	£462.00
Uprated tyres - 225/70/R15 (N/A on 435/440 versions or Grip Control versions)	MI01	○	○	○	£70.00	£14.00	£84.00
Uprated tyres - 225/70/R16 (on 435/440 versions or Grip Control versions)	MI05	○	○	○	£70.00	£14.00	£84.00
Reinforced twin-leaf suspension (Standard on 440 versions)	SE08	○	○	○	£70.00	£14.00	£84.00
Rear pneumatic suspension (self-adjusting)	UA04	○	○	○	£990.00	£198.00	£1,188.00
Front & Rear mudflaps	PE03	○	○	○	£80.00	£16.00	£96.00
EXTERIOR LIGHTING & VISIBILITY							
Automatic lights and wipers	NB08	○	○	○	£100.00	£20.00	£120.00
Front fog lights	PR01	○	○	○	£95.00	£19.00	£114.00
Front LED daytime running lights (N/A on L4 versions only)	FE10	○	○	○	£150.00	£30.00	£180.00
Front LED daytime running lights (L4 versions only)	FE12	○	○	○	£150.00	£30.00	£180.00
Headlight washers	ND02	○	○	○	£100.00	£20.00	£120.00
Electric folding door mirrors	HU02	○	○	○	£100.00	£20.00	£120.00
LOAD AREA							
Full steel bulkhead with sliding window	PX09	○	○	○	£60.00	£12.00	£72.00
Removal of full steel bulkhead Please note: this leaves no protection behind the driver and front passengers	PX23	○	○	-	£0.00	£0.00	£0.00
Flashlight in load area	PG20	○	○	○	£50.00	£10.00	£60.00
12V socket in load area	ES02	○	○	○	£25.00	£5.00	£30.00
DOOR & WINDOW OPTIONS							
Glazed rear doors - with heated rear windows and internal rear view mirror	VC02	○	○	●	£100.00	£20.00	£120.00
Glazed rear doors and full steel bulkhead with sliding window - with heated rear windows and internal rear view mirror	VC02 + PX09	○	○	-	£160.00	£32.00	£192.00
Glazing to nearside sliding side door	PC10	○	○	●	£60.00	£12.00	£72.00
Second (offside) sliding side door (N/A on H3 versions)	PC12	○	○	-	£250.00	£50.00	£300.00
Glazing to both sliding side doors (N/A on H3 versions)	PC13	○	○	○	£270.00	£54.00	£324.00
270° opening rear doors	LI02	○	○	○	£250.00	£50.00	£300.00
Tinted windows to rows 2 and 3 and rear doors (not available on L3 and L4 versions)	VD10	-	-	○	£110.00	£22.00	£132.00
Sliding side windows to second row	VG02	-	-	○	£160.00	£32.00	£192.00
PAINT & TRIM							
Metallic paint	MO..	○	○	○	£400.00	£80.00	£480.00
Special paint (special order only)	EO..	○	○	○	£400.00	£80.00	£480.00
SEATING							
Heated driver seat	NA03	○	○	○	£100.00	£20.00	£120.00
Single passenger seat with armrest, height and lumbar adjustment, in lieu of dual seat	WM08	○	○	○	£0.00	£0.00	£0.00
Driver & Passenger heated seat (Single passenger seat becomes standard when ordered)	NA01	○	○	○	£100.00	£20.00	£120.00
Air suspension drivers seat - including full headrest	RH16	○	○	○	£230.00	£46.00	£276.00
PACKS							
Safety Pack - Passenger airbag, Tyre pressure monitoring, Lane departure warning system	J2RD	○	○	○	£460.00	£92.00	£552.00
Comfort Pack - Air suspended driver's seat with headrest, Auto Air-con, Auto lights and wipers, Leather steering wheel	J2QZ	○	-	○	£1,300.00	£260.00	£1,560.00
Comfort Pack - Air suspended driver's seat with headrest, Auto Air-con, Auto lights and wipers, Leather steering wheel	J2QZ	-	○	-	£750.00	£150.00	£900.00
Heating Pack - Heated driver seat and heated single passenger seat, programmable Webasto heater	J2RE	○	○	○	£750.00	£150.00	£900.00
City Pack - Rear parking aid, rear parking camera, Electric folding mirrors and Touchscreen, FM DAB digital radio/CD including Bluetooth® and USB input	J2QY	○	-	○	£560.00	£112.00	£672.00
City Pack - Rear parking camera, Electric folding mirrors	J2QY	-	○	-	£360.00	£72.00	£432.00
OTHER							
Conversion interface box - Only for use for electrical connections for integral elements of a vehicle conversion	JI01	○	○	○	£70.00	£14.00	£84.00
Retractable step under side door	KY04	-	-	○	£365.00	£73.00	£438.00
Reinforced battery (110Ah) - N/A on Stop/Start versions	BF02	○	○	○	£20.00	£4.00	£24.00
Engine under-tray protection	FX01	○	○	○	£80.00	£16.00	£96.00

6. CHOOSE YOUR UPHOLSTERY

6.1 COLOURS AND TRIMS

			SOLID COLOURS					METALLIC COLOURS			SPECIAL PAINT		
			Bianca White	Clipper Blue	Dragoon Blue	Volcano Red	Horizon Yellow	Aluminium	Graphite Grey	Golden White	Azzuro Blue	Ruby Red	Black
			P0WP	P05V	P04P	P01X	P0B1	M0ZR	M0E9	M0H8	M04F	M01Q	E0XY
STANDARD VAN (PANEL AND WINDOW)	Magnet Cloth	35FX	●	●	●	●	●	○	○	○	○	○	○
PROFESSIONAL	Magnet Cloth	35FX	●	●	●	●	●	○	○	○	○	○	○
£400 + VAT													



Bianca White



Clipper Blue




Dragoon Blue



Volcano Red



Horizon Yellow



Aluminium



Graphite Grey



Golden White



Azzuro Blue



Ruby Red

Please be aware that when requesting a special paint, additional costs will be incurred and lead times will be increased.

7.1 KNOW EVERYTHING ABOUT YOUR BOXER

	Panel & Window Van				
	2.0 BlueHDi 110	2.0 BlueHDi 130	2.0 BlueHDi 130 Stop/Start	2.0 BlueHDi 160	2.0 BlueHDi 160 Stop/Start

DRIVETRAIN

Cubic capacity	1997	1997	1997	1997	1997
Number of cylinders	4	4	4	4	4
Maximum power bhp (KW) @ rpm	109 (81) @ 3750rpm	131 (96) @ 3750rpm	131 (96) @ 3750rpm	161 (120) @ 3750rpm	161 (120) @ 3750rpm
Maximum torque Nm @ rpm	304Nm @ 1500rpm	350Nm @ 1750rpm	350Nm @ 1750rpm	350Nm @ 1750rpm	350Nm @ 1750rpm
Bore and Stroke	85 x 88	85 x 88	85 x 88	85 x 88	85 x 88
6 speed manual	●	●	●	●	●
Driven Wheels	Front	Front	Front	Front	Front




BRAKES

Ventilated front discs	●	●	●	●	●
Rear discs	●	●	●	●	●
Rear Drum	Handbrake only				
ABS with EBSD	●	●	●	●	●



SUSPENSION & TYRES

Front Suspension	Independent with Macpherson type struts with coil springs and integral dampers				
Rear Suspension	Longitudinal leaf springs with telescopic hydraulic dampers				
Tyre size: 330 & 333 Models	215/70 R15				
Tyre size: 335 Models	215/70 R15				
Tyre size: 435 & 440 Models	225/75 R16				



STEERING

Power Assistance	●	●	●	●	●
Rack and Pinion	●	●	●	●	●
Vehicle speed and variable rate power assistance		●	●	●	●
Turns from lock to lock	3.87				
Turning circle between kerbs/walls (m) L1	11.26 / 11.44	11.26 / 11.44			
Turning circle between kerbs/walls (m) L2	12.64 / 12.84	12.64 / 12.84			
Turning circle between kerbs/walls (m) L3 & L4	14.24 / 14.46	14.24 / 14.46	14.24 / 14.46	14.24 / 14.46	14.24 / 14.46

ELECTRICAL

Alternator	220A	220A	220A	220A	220A
------------	------	------	------	------	------

FUEL TANK

Capacity (litres)	90	90	90	90	90
-------------------	----	----	----	----	----

FUEL CONSUMPTION

L1 versions					
Urban MPG (L/100km)	43.5 (6.5)	43.5 (6.5)			
Extra urban MPG (L/100km)	49.6 (5.7)	49.6 (5.7)			
Combined MPG (L/100km)	47.1 (6.0)	47.1 (6.0)			
CO2 Emissions (g/km)	158	158			
L2 versions					
Urban MPG (L/100km)	42.2 (6.7)	42.2 (6.7)			
Extra urban MPG (L/100km)	47.9 (5.9)	47.9 (5.9)			
Combined MPG (L/100km)	45.6 (6.2)	45.6 (6.2)			
CO2 Emissions (g/km)	163	163			
L3 versions					
Urban MPG (L/100km)	42.2 (6.7)	333 - 42.2 (6.7) 335 - 42.2 (6.7) 435 - 40.9 (6.9)	43.5 (6.5)	tbc	
Extra urban MPG (L/100km)	47.9 (5.9)	333 - 47.9 (5.9) 335 - 47.9 (5.9) 435 - 46.3 (6.1)	49.6 (5.7)	tbc	
Combined MPG (L/100km)	45.6 (6.2)	333 - 45.6 (6.2) 335 - 45.6 (6.2) 435 - 44.1 (6.4)	47.1 (6.0)	tbc	
CO2 Emissions (g/km)	163	333 - 163 335 - 163 435 - 168	159	tbc	
L4 versions					
Urban MPG (L/100km)		435 - 40.9 (6.9) 440 - N/A		435 - tbc 440 - N/A	N/A
Extra urban MPG (L/100km)		435 - 46.3 (6.1) 440 - N/A		435 - tbc 440 - N/A	N/A
Combined MPG (L/100km)		435 - 44.1 (6.4) 440 - N/A		435 - tbc 440 - N/A	N/A
CO2 Emissions (g/km)		435 - 168 440 - N/A		435 - tbc 440 - N/A	N/A



INSURANCE GROUPS

330 Models	tbc	tbc			
333 Models	tbc	tbc			
335 & 435 Models		tbc	tbc	tbc	
440 Models		N/A			N/A

Ratings as recommended by the Association of British Insurers

7.2 KNOW EVERYTHING ABOUT YOUR BOXER

	Boxer L1 Van		Boxer L2 Van				Boxer L3 Van			Boxer L4 Van			
	330 H1 110/130	333 H1 110/130	330 H1 110	333 H1 130	333 H2 110/130	335 H2 130	333 H2 110/130	335 H2 130	435 H2 130/160	435 H2 130/160	435 H3 130/160	440 H2 130/160	440 H3 160 S6S
INTERIOR DIMENSIONS (mm)													
Volume (m ³)	8	8	10	10	11.5	11.5	13	13	13	15	17	15	17
Load length at floor	2670	2670	3120	3120	3120	3120	3705	3705	3705	4070	4070	4070	4070
Load length at mid-height with bulkhead	2464	2464	2914	2914	2914	2914	3555	3555	3555	3920	3920	3920	3920
Load width (maximum)	1870	1870	1870	1870	1870	1870	1870	1870	1870	1870	1870	1870	1870
Load width between wheel arches	1422	1422	1422	1422	1422	1422	1422	1422	1422	1422	1422	1422	1422
Load height (maximum)	1662	1662	1662	1662	1932	1932	1932	1932	1932	1932	2172	1932	2172
Side door width	1075	1075	1250	1250	1250	1250	1250	1250	1250	1250	1250	1250	1250
Side door height	1485	1485	1485	1485	1755	1755	1755	1755	1755	1755	1755	1755	1755
Rear doors width	1562	1562	1562	1562	1562	1562	1562	1562	1562	1562	1562	1562	1562
Rear doors height	1520	1520	1520	1520	1790	1790	1790	1790	1790	1790	2030	1790	2030
Load sill height	535-565	535-565	535-565	535-565	535-565	535-565	535-565	535-565	535-565	535-565	535-565	535-565	535-565
EXTERIOR DIMENSIONS (mm)													
Wheelbase	3000	3000	3450	3450	3450	3450	4035	4035	4035	4035	4035	4035	4035
Length	4963	4963	5413	5413	5413	5413	5998	5998	5998	6363	6363	6363	6363
Height	2254	2254	2254	2254	2522	2522	2522	2522	2522	2522	2760	2522	2760
Width (excl. door mirrors)	2050	2050	2050	2050	2050	2050	2050	2050	2050	2050	2050	2050	2050
Front overhang	948	948	948	948	948	948	948	948	948	948	948	948	948
Rear overhang	1015	1015	1015	1015	1015	1015	1015	1015	1015	1380	1380	1380	1380

	Boxer L1 Van				Boxer L2 Van				Boxer L3 Van				Boxer L4 Van				
	330 H1 110	330 H1 130	333 H1 110	333 H1 130	330 H1 110	333 H1 130	333 H2 110	333 H2 130	335 H2 130	333 H2 110	333 H2 130	335 H2 130	435 H2 130/160	435 H2 130/160	435 H3 130	440 H2 130	440 H3 160 S6S
WEIGHTS (kg)																	
Gross vehicle weight	3000	3000	3300	3300	3000	3300	3300	3300	3500	3300	3300	3500	3500	3500	3500	4005	4005
Kerb weight (without driver) ¹	1845	1860	1845	1860	1885	1900	1910	1925	1925	1960	1975	1975	2015	2060	2090	2105	2135
Mass in service	2024	2039	2024	2039	2064	2079	2089	2104	2104	2139	2154	2154	2194	2239	2269	2284	2314
Maximum payload (without driver) ²	1155	1140	1455	1440	1115	1400	1390	1375	1575	1340	1325	1525	1485	1440	1410	1900	1870
Maximum front axle weight	1630	1630	1750	1750	1630	1750	1750	1750	1850	1750	1750	1850	2100	2100	2100	2100	2100
Maximum rear axle weight	1650	1650	1900	1900	1650	1900	1900	1900	2000	1900	1900	2000	2400	2400	2400	2400	2400
Gross train weight	5000	5500	5300	5800	5000	5800	5300	5800	6000	5300	5800	6000	6500	6500	6500	6505	6505
Maximum braked towing weight ³	2000	2500	2000	2500	2000	2500	2000	2500	2500	2000	2500	2500	3000	3000	3000	2500	2500
Maximum towball weight	100	100	100	100	100	100	100	100	100	100	100	100	120	120	120	100	100
Maximum roof load	150	150	150	150	150	150	150	150	150	150	150	150	150	150	150	150	150

¹ Kerb weight is calculated including oil, water, lubricants, tools, spare wheel and 90% full fuel tank.

² When calculating the payload, an average figure for the driver is 75kg (Please note:- driver's weight will vary). Additional passengers and accessories must be taken into account. It is the operator's responsibility that the plated weights are not exceeded.

³ Maximum recommended towing weight within limits of GTW.

8. FURTHER INFORMATION

MANUFACTURERS RECOMMENDED RETAIL PRICE ON THE ROAD

NEW BOXER VAN	
On the Road Costs	
Delivery to Dealer & Number Plates	£566.67
VAT	£113.33
Vehicle Excise Duty*	£240.00
First Registration Fee	£55.00
Total OTR costs	£975.00

* Note, for goods vehicles with a payload above 3500kg the Vehicle Excise Duty is £165

VAT is calculated at 20 %

VAT is not applicable to cars sold in the Channel Islands

PEUGEOT 3 YEARS OF WARRANTY

All vehicles first registered in the UK and purchased from a UK Peugeot Dealer benefit from a Peugeot 2 - Year unlimited mileage manufacturer's warranty and a free optional additional 1 year of warranty provided by the Peugeot Dealer Network in the UK. This additional warranty carries a mileage limit of 100,000 miles* from first registration and is dependent upon the manufacturer's recommended servicing being carried out at the specified time or distance intervals. For full terms and conditions, please consult your Peugeot Dealer in the UK. *60,000 miles on Motorhomes and converted vehicles.

PEUGEOT ASSISTANCE

All new Peugeots come with Peugeot Assistance, our breakdown assistance service.

Provided by the AA, Peugeot Assistance is available every minute of the day and night; 365 days of the year, for you and anyone else driving your Peugeot with your permission.

Please note that Peugeot Assistance provides assistance in relation to vehicle warranty based faults on your Peugeot. It does not provide cover for non-vehicle warranty faults such as:

- the use of incorrect fuel, or lack of fuel
- wheel changes, punctured tyres
- instances where keys have been locked inside the vehicle, lost or stolen.
- road traffic accidents

Peugeot Assistance is free for the first year and includes European cover, homestart, roadside assistance, vehicle recovery and a free replacement car or hotel accommodation if required. Peugeot Assistance can be extended for a further 12 or 24 months, or to protect you against non-vehicle warranty fault incidents, at specially discounted rates for Peugeot owners by calling 0870 752 7050

PEUGEOT FINANCIAL SERVICES

Peugeot Financial Services have a number of financial products designed to help you afford the Peugeot of your choice.

We can arrange a finance plan quickly and conveniently. What's more, it will be as suited to your needs as your new Peugeot.

Our finance plans combine all the know how of a company that has an extensive knowledge of the car market with a financial service you can trust. Tell your Peugeot dealer what you want and let us do the rest. Just ask for a free, no obligation quote. Written quotations are available on request from Peugeot

Financial Services, Quadrant House, Princess Way, Redhill Rh1 1QA. Finance is subject to status. Over 18's only, a guarantee may be required.

PEUGEOT OPEN ROAD

At Peugeot, we believe that you shouldn't have to worry about servicing bills and repair costs. Open road not only helps you to manage the cost of your vehicle's servicing bills, it also includes cover for any unexpected repairs that are caused by natural wear and tear.

With Open Road you simply pay a small monthly premium by Direct Debit instead of paying the whole bill every time your vehicle has a service or repairs undertaken on it.

To become a member of Open Road just contact your local Peugeot Dealer for full details

PEUGEOT INSURANCE

Peugeot Insurance has been designed for Peugeot owners. Our approved repairer network will make sure your Peugeot is repaired by Peugeot specialists with guaranteed repairs which won't affect your warranty¹ plus we'll give you a free courtesy car for the duration of the repair².

To see how much you could save call Peugeot Insurance today on 0870 0240 206.

¹ Your legal rights are not affected. ²When you use an approved repairer subject to availability. Lines open 8am-8pm weekdays, 9am-5pm Saturdays. Calls may be monitored and recorded. Peugeot Insurance is arranged by Banque PSA Finance and underwritten by UK Insurance Limited, The Wharf, Neville Street, Leeds, LS1 4AZ, a member of the General Insurance Standards Council. Subject to underwriting criteria.

HM FORCES MILITARY SALES

For details of HM Forces tax-free military sales contact Peugeot Export, 615 Penistone Road, Sheffield S6 2GA. For further information call 0114 285 6181 or peugeot.export@peugeotmail.co.uk.

TERMS AND CONDITIONS

Every endeavour has been made to ensure that the information, details and descriptions set out in this literature are correct, at the time of going to print. It is our policy to continually improve our vehicles in every way and we reserve the right to modify our vehicles price, specification (including colour), equipment, accessories and characteristics or to discontinue any model, without notice, at any time. To avoid any misunderstandings you are advised to check with your Peugeot dealer the specification (including colour), equipment accessories and equipment relating to any Peugeot vehicle and the exact cost and availability prior to ordering.

Where a feature is described as an option in this publication it should be assumed that it is at extra cost unless specifically stated otherwise.

Issued by Sales and Marketing, Peugeot Motor Company PLC, Pinley House, 2 Sunbeam Way, Coventry CV3 1ND.

For further information call Peugeot on 0845 200 1234 or visit our website at www.peugeot.co.uk.



PEUGEOT